























# Product overview fuseholders

Type	Fuse-Link	Rated voltage			Rated current		Power acceptance acc. IEC	Terminals					Approvals								
		IEC	UL		IEC	UL		Solder (THT)	Solder (SMD)	Quick-Connect	Screw	Rivet	VDE	VDE ÜG	NF	GAM T1	NNO	cURus	UR	CSA	KC
<b>PCB mounting (THT)</b>																					
 <b>OGN</b> Cover optional	5 x 20	250 VAC	500 VAC	500 VDC	10 A	10 A	4 W / 10 A	•						•							
 <b>OGD</b> Cover optional	5 x 20 6.3 x 32	500 VAC	600 VAC	600 VDC	10 A	16 A	4 W / 10 A	•						•	•						
 <b>FPG5</b> Horizontal mounting, glow-wire version optional	5 x 20	250 VAC	400 VAC	400 VDC	10 A	16 A	2.5 W / 10 A	•						•							
 <b>FAB</b> Horizontal mounting, kicked or straight terminals	5 x 20	250 VAC	250 VAC	250 VDC	10 A	12 A	2.5 W / 10 A	•						•							
 <b>FAS</b> Horizontal mounting	5 x 20	250 VAC	250 VAC	250 VDC	6.3 A	10 A	1.6 W / 6.3 A	•						•							
 <b>FBS2</b> Medical applications, shock-safe category PC3	5 x 20	250 VAC	250 VAC	250 VDC	10 A	10 A	2.5 W / 10 A	•						•							
 <b>231409</b> Horizontal or vertical, AERO MIL MARINE	5 x 20	250 VAC	250 VAC	250 VDC	10 A	10 A	1.3 W / 10 A	•							•	•			•	•	
 <b>FAU</b> Horizontal mounting, kicked or straight terminals	5 x 20 6.3 x 32	250 VAC	250 VAC	250 VDC	10 A	16 A	2.5 W / 10 A 3.2 W / 10 A	•						•						•	•
 <b>FUP</b> Horizontal mounting, high power applications	5 x 20 6.3 x 32	500 VAC	600 VAC	600 VDC	16 A	30 A	4 W / 16 A	•						•							
 <b>FPG4</b> Vertical mounting	5 x 20	250 VAC	400 VAC	400 VDC	10 A	16 A	2.5 W / 10 A	•						•							
 <b>FAF</b> Vertical mounting, IP54 optional	5 x 20	250 VAC	250 VAC	250 VDC	6.3 A	12 A	2 W / 6.3 A	•						•							
 <b>FAP</b> Vertical mounting	5 x 20	250 VAC	250 VAC	250 VDC	6.3 A	10 A	1.6 W / 6.3 A	•						•							
 <b>FAC</b> Vertical mounting, kicked or straight terminals	5 x 20 6.3 x 32	250 VAC	400 VAC	400 VDC	10 A	16 A	2.5 W / 10 A 3.2 W / 10 A	•						•						•	•
 <b>FUA</b> Vertical mounting, high power applications	5 x 20 6.3 x 32	500 VAC	600 VAC	600 VDC	16 A	30 A	4 W / 16 A	•						•							

Type	Fuse-Link	Rated voltage		Rated current		Power acceptance acc. IEC	Terminals					Approvals								
		IEC	UL	IEC	UL		Solder (THT)	Solder (SMD)	Quick-Connect	Screw	Rivet	VDE	VDE ÜG	NF	GAM T1	NNO	cURus	UR	CSA	KC
<b>PCB mounting (THT)</b>																				
 <b>FMS (125V)</b> Vertical mounting, for subminiature fuses	MSx 125	-	125 VAC 125 VDC	-	5 A	-		•												
 <b>FMS (250V)</b> Vertical mounting, for subminiature fuses	Mxx 250	250 V	250 VAC 250 VDC	6.3 A	6.3 A	1.6 W / 6.3 A		•			•									
 <b>FMR</b> Horizontal mounting, for subminiature fuses	MSx 125	-	125 VAC 125 VDC	-	5 A	-		•												
 <b>231787</b> THT fuseholder, 2 x 7 mm fuses	2 x 7	-	125 VAC 125 VDC	-	7 A	-		•											•	•
 <b>OG (Holder) 5x20</b> Cover optional	5 x 20	-	600 VAC 600 VDC	-	10 A			•												•
 <b>OG (Holder) 6.3x32</b> Screw or rivet mounting, THT	6.3 x 32	-	500 VAC	-	16 A			•												•
<b>PCB mounting (SMD)</b>																				
 <b>FPG7</b> Horizontal mounting	5 x 20	250 VAC	250 VAC 250 VDC	10 A	16 A	2.5 W / 10 A		•			•									•
 <b>OGN-SMD</b> Cover optional	5 x 20	250 VAC	500 VAC 500 VDC	10 A	10 A	4 W / 10 A		•			•									•
 <b>OGD-SMD</b> Cover optional	5 x 20 6.3 x 32	500 VAC	600 VAC 600 VDC	10 A	16 A	4 W / 10 A		•			•	•								•
 <b>OMH 125</b> Pre-assembled fuses optional, compact	OMx 63 OMx 125	-	125 VAC 125 VDC	-	5 A	-		•												•
 <b>231786</b> SMD fuseholder, 2 x 7 mm fuses	2 x 7	-	125 VAC 125 VDC	-	7 A	-		•												•
<b>Panel mounting</b>																				
 <b>FPG1</b> Screw mounting, front-side, IP67 optional	5 x 20	250 VAC	400 VAC 400 VDC	10 A	16 A	2.5 W / 10 A		•	•		•									•
 <b>FPG2</b> Screw mounting, rear-side, IP67 optional	5 x 20	250 VAC	400 VAC 400 VDC	10 A	16 A	2.5 W / 10 A		•	•		•									•
 <b>FPG3</b> Snap-in mounting, front-side	5 x 20	250 VAC	400 VAC 400 VDC	10 A	16 A	2.5 W / 10 A		•	•		•									•
 <b>FPG6</b> Press-fit mounting, front-side, IP67 optional	5 x 20	250 VAC	400 VAC 400 VDC	10 A	16 A	2.5 W / 10 A		•	•		•									•
 <b>FEF</b> Fingergrasp or slot cap, IP54 optional	5 x 20	250 VAC	250 VAC 250 VDC	10 A	10 A	4 W / 10 A		•			•									•
 <b>FEF (snap)</b> Snap-in mounting, front-side	5 x 20	250 VAC	250 VAC 250 VDC	10 A	10 A	4 W / 10 A		•			•									•

	Type	Rated voltage			Rated current		Power acceptance acc. IEC	Terminals					Approvals							
		Fuse-Link	IEC	UL	IEC	UL		Solder (THT)	Solder (SMD)	Quick-Connect	Screw	Rivet	VDE	VDE ÜG	NF	GAM T1	NNO	cURus	UR	CSA
<b>Panel mounting</b>																				
	<b>FIN</b> Screw mounting, front-side, IP67	5 x 20	250 VAC	250 VAC 250 VDC	10 A	10 A	2.5 W / 10 A	•	•	•	•	•	•	•	•	•	•	•	•	•
	<b>FIO</b> Screw mounting, front-side, IP65 optional	5 x 20	250 VAC	250 VAC 250 VDC	10 A	10 A	2.5 W / 10 A	•	•	•	•	•	•	•	•	•	•	•	•	•
	<b>FUS</b> Snap-in mounting, front-side, IP67	5 x 20 6.3 x 32	500 VAC	600 VAC 600 VDC	16 A	32 A	4 W / 16 A	•	•	•	•	•	•	•	•	•	•	•	•	•
	<b>FIZ</b> Screw mounting, front-side, IP67 optional	5 x 20	250 VAC	600 VAC 600 VDC	16 A	30 A	4 W / 16 A	•	•	•	•	•	•	•	•	•	•	•	•	•
	<b>FBS1</b> Medical applications, shock-safe category PC3	5 x 20	250 VAC	250 VAC	10 A	10 A	2.5 W / 10 A	•	•	•	•	•	•	•	•	•	•	•	•	•
	<b>23316P</b> Screw mounting, AERO MIL MARINE	5 x 20	250 VAC	-	6.3 A	-	1.5 W / 6.3 A	•	•	•	•	•	•	•	•	•	•	•	•	•
	<b>231411</b> Screw mounting, AERO MIL MARINE	5 x 20	250 VAC	-	6.3 A	-	1.3 W / 6.3 A	•	•	•	•	•	•	•	•	•	•	•	•	•
	<b>23312P</b> Screw-cap, IP67 optional, AERO MIL MARINE	6.3 x 32	250 VAC	250 VAC	10 A	10 A	2.5 W / 10 A	•	•	•	•	•	•	•	•	•	•	•	•	•
	<b>231549P</b> Screw-cap, IP68, AERO MIL MARINE	6.3 x 32	250 VAC	-	16 A	-	3.6 W / 16 A	•	•	•	•	•	•	•	•	•	•	•	•	•
	<b>FEU</b> Screw mounting, front-side	5 x 20 6.3 x 32	250 VAC 250 VDC	250 VAC 250 VDC	10 A	20 A	4 W / 10 A	•	•	•	•	•	•	•	•	•	•	•	•	•
	<b>FEU (Med)</b> Medical applications, shock-safe category PC2	5 x 20 6.3 x 32	250 VAC 250 VDC	250 VAC 250 VDC	10 A	20 A	4 W / 10 A	•	•	•	•	•	•	•	•	•	•	•	•	•
	<b>FEU (Grip)</b> Fingergrasp screw-cap	5 x 20 6.3 x 32	250 VAC 250 VDC	250 VAC 250 VDC	10 A	20 A	4 W / 10 A	•	•	•	•	•	•	•	•	•	•	•	•	•
	<b>FEC</b> Screw mounting, 3-phase applications	5 x 20 6.3 x 32	500 VAC	600 VAC 600 VDC	10 A	20 A	4 W / 10 A	•	•	•	•	•	•	•	•	•	•	•	•	•
	<b>FUL</b> Screw mounting, 3-phase applications, optional IP67	5 x 20 6.3 x 32	500 VAC	600 VAC 600 VDC	16 A	30 A	4 W / 16 A	•	•	•	•	•	•	•	•	•	•	•	•	•
	<b>231600P</b> AERO MIL MARINE, for special fuse size	4.7 x 16	250 VAC	-	5 A	-	1 W / 5 A	•	•	•	•	•	•	•	•	•	•	•	•	•
	<b>23530P</b> Screw mounting, front-side, IP67 optional	10.3 x 38	-	600 VAC	-	25 A	-	•	•	•	•	•	•	•	•	•	•	•	•	•
	<b>FEP</b> Screw mounting, front-side	5 x 20	250 VAC	500 VAC 500 VDC	6.3 A	10 A	2.5 W / 6.3 A	•	•	•	•	•	•	•	•	•	•	•	•	•

Type	Fuse-Link	Rated voltage			Rated current		Power acceptance acc. IEC	Terminals					Approvals								
		IEC	UL		IEC	UL		Solder	Solder (THT)	Solder (SMD)	Quick-Connect	Screw	Rivet	VDE	VDE ÜG	NF	GAM T1	NNO	cURus	UR	CSA
<b>Screw or rivet mounting</b>																					
 <b>UH</b> Cover optional, 1 or 10 pole version	5 x 20	-	600 VAC 600 VDC	-	10 A	-	-	•										•			
<b>In-line mounting</b>																					
 <b>FDI</b> In-line mounting	5 x 20 6.3 x 32	32 VAC	-	6.3 A	-	-	-	•													
<b>Din-rail mounting</b>																					
 <b>FSO</b> Solar / PV fuse-holder, self-certified 1000 VDC	10.3 x 38	-	600 VAC 600 VDC	-	30 A	-	-				•								•	•	
<b>Clips</b>																					
 <b>OG (Clip) 5x20</b> Cover optional, kicked or straight terminals	5 x 20	-	500 VAC 500 VDC	-	6.3 A	-	-	•											•		
 <b>OG (Clip) 5x20 / 6.3x32</b> For 5 x 20 or 6 x 32 fuses	5 x 20 6.3 x 32	-	600 VAC 600 VDC	-	16 A	-	-	•											•		
 <b>CQP</b> Heavy duty fuse clip, solar / PV applications	6.3 x 32	-	600 VAC 600 VDC	-	32 A	-	-	•											•		
 <b>CSO</b> Heavy duty fuse clip, solar / PV applications	10.3 x 38 10.3 x 85	-	1500 VAC 1500 VDC	-	32 A	-	-	•			•	•							•		
 <b>231660</b> Solar / PV applications	10.3 x 38	-	-	-	20 A	-	-	•											•		

### Information

Product specifications, such as ratings and approvals, may vary by product variant. Detailed and current information of the listed product types and its variants can be found on our website [schurter.com/cp](http://schurter.com/cp). Specifications are subject to change without notice.

### Customized Solutions

In addition to its broad product range, SCHURTER also offers individual services to ensure all customer requirements. We will build specific samples and provide you with your customized solution.